



---

Implementation Guide

**SAAS Apps Demo Configurator V-  
15.0**

---



## Table of Contents

1.0 Introduction	
1.1 Features	3
1.2 Screenshots	4
1.3 Brief Description	19
1.4 Technical Requirement/Compatible with	19

## 1. 1.0 Introduction

The SAAS-Demo plugin provides a quick and easy way for Odoo app owners to offer a live preview of their app on the Odoo app store without any delay. This also helps improve their sales and marketing efforts, as they can obtain user details when a user signs up for the demo.


### 1. 1.1 Features

Version: 15.0

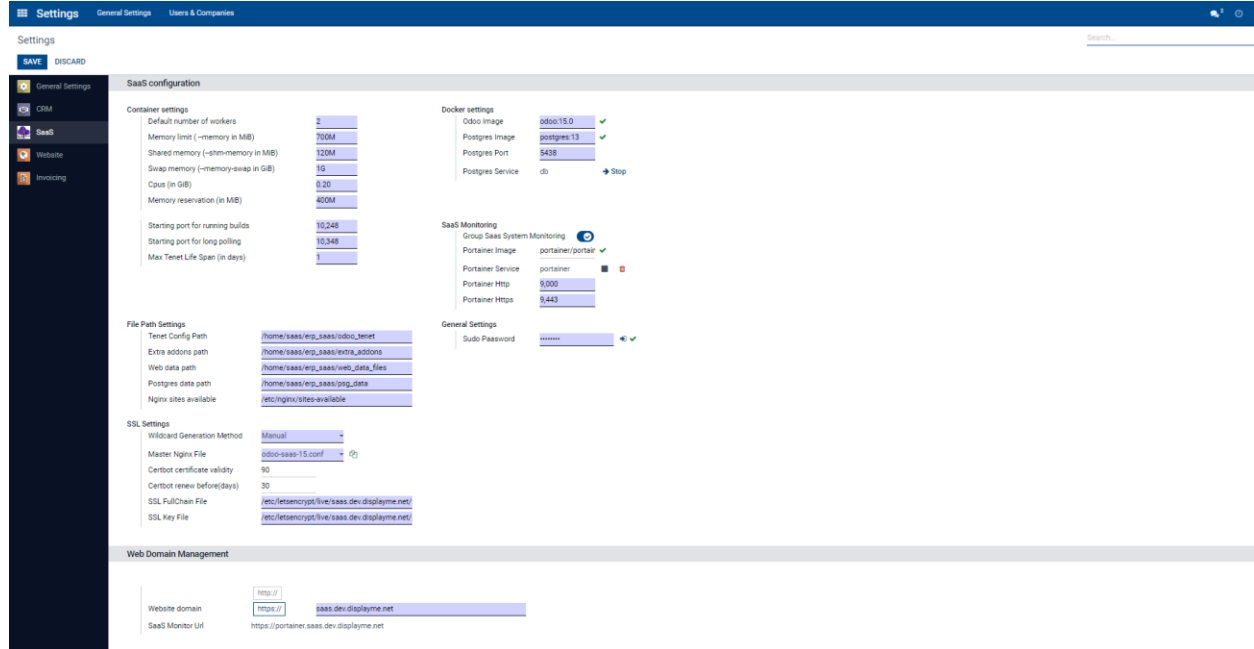
- Deploy instance in any Odoo version using Docker.
- Full access to Administrator.
- Live preview URLs.
- Unique key to Odoo instance.
- Deploy on-premise server.
- Each user gets a unique Odoo Demo Instance.
- Import Custom Modules.
- Auto Configured SSL Certificate.
- Explicitly Activate/ Expire Database
- Option to Install/uninstall modules to tenant databases

## 1. 1.2 Screenshots

Screenshot 1: Saas Architecture:



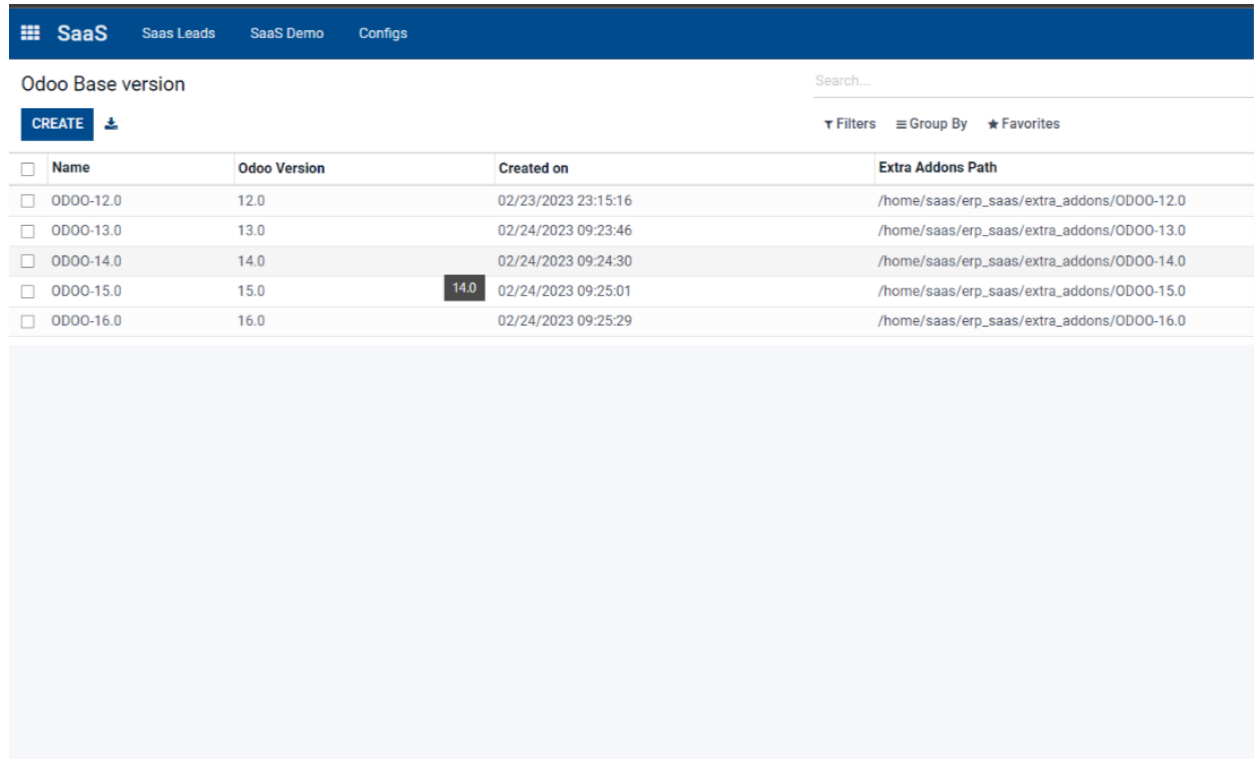
Screenshot 2: SaaS Configuration:



The screenshot shows the 'Settings' page for SaaS configuration. It is divided into several sections:

- Container settings:** Includes Default number of workers (2), Memory limit (700M), Shared memory (120M), Swap memory (1G), Cpus (0.20), Memory reservation (400M), Starting port for running builds (10,248), Starting port for long polling (10,348), and Max Tenet Life Span (1).
- Docker settings:** Includes Odoo image (odoo:15.0), Postgres image (postgres:13), Postgres Port (5432), and Postgres Service (db).
- SaaS Monitoring:** Includes Group SaaS System Monitoring (checked), Portainer image (portainer/portainer), Portainer Service (portainer), Portainer Http (5,000), and Portainer Https (5,443).
- File Path Settings:** Includes Tenet Config Path, Extra addons path, Web data path, Postgres data path, and Nginx sites available.
- SSL Settings:** Includes Wildcard Generation Method (Manual), Master Nginx File, Certbot certificate validity (90), Certbot renew before(days) (30), SSL FullChain File, and SSL Key File.
- Web Domain Management:** Includes Website domain (https://) and SaaS Monitor Url (https://portainer.saas.dev:displayme.net).

Screenshot 3: Odoo Base Version:



The screenshot shows the 'Odoo Base version' configuration page. It features a table with the following columns: Name, Odoo Version, Created on, and Extra Addons Path. A 'CREATE' button is visible at the top left, and a search bar is at the top right.

Name	Odoo Version	Created on	Extra Addons Path
OD00-12.0	12.0	02/23/2023 23:15:16	/home/saas/erp_saas/extra_addons/OD00-12.0
OD00-13.0	13.0	02/24/2023 09:23:46	/home/saas/erp_saas/extra_addons/OD00-13.0
OD00-14.0	14.0	02/24/2023 09:24:30	/home/saas/erp_saas/extra_addons/OD00-14.0
OD00-15.0	15.0	02/24/2023 09:25:01	/home/saas/erp_saas/extra_addons/OD00-15.0
OD00-16.0	16.0	02/24/2023 09:25:29	/home/saas/erp_saas/extra_addons/OD00-16.0

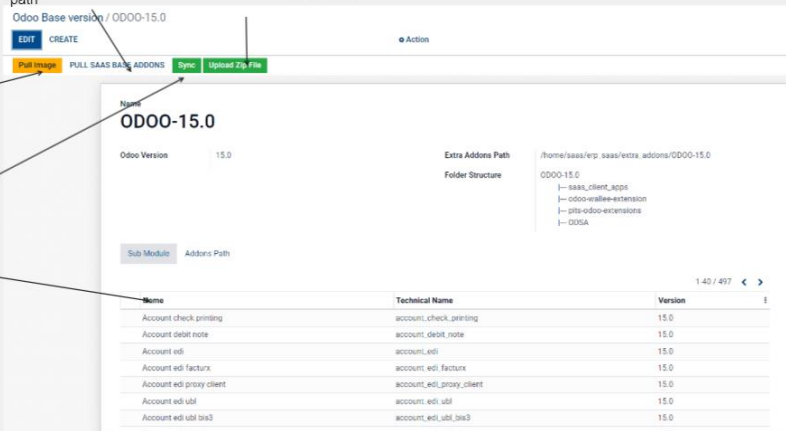
Screenshot 4: Specific Odoo Version:

Pits provide some client based addons for every odoo version so user can pull that addons from the code base and put it in to the version path

SaaS administrator can upload custom modules and repositories to this version path


we can pull latest odoo docker images from online

Fetch base addons from docker images and it will list the addons in the sub module list

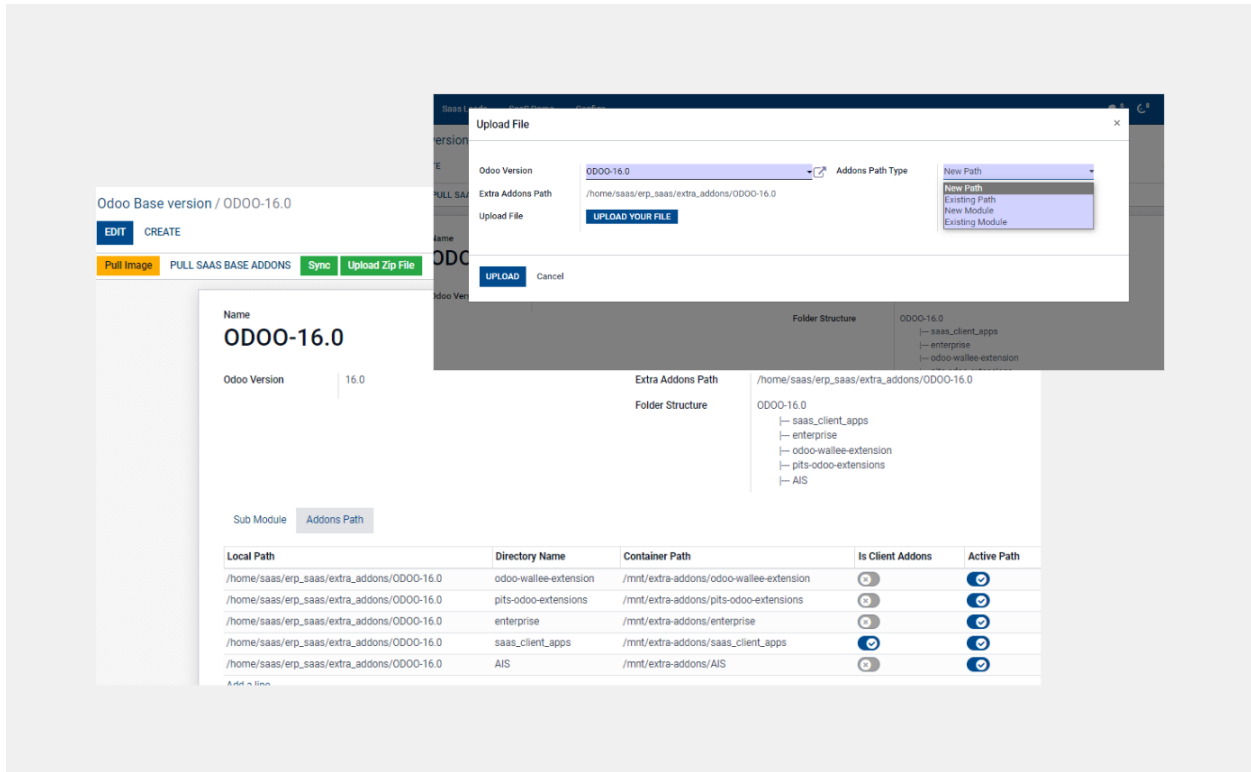


Name	Technical Name	Version
Account check printing	account_check_printing	15.0
Account debit note	account_debit_note	15.0
Account edi	account_edi	15.0
Account edi facturx	account_edi_facturx	15.0
Account edi proxy client	account_edi_proxy_client	15.0
Account edi ubi	account_edi_ubi	15.0
Account edi ubi bis3	account_edi_ubi_bis3	15.0

Screenshot 5: Odoo base version addons: Lists all the addons

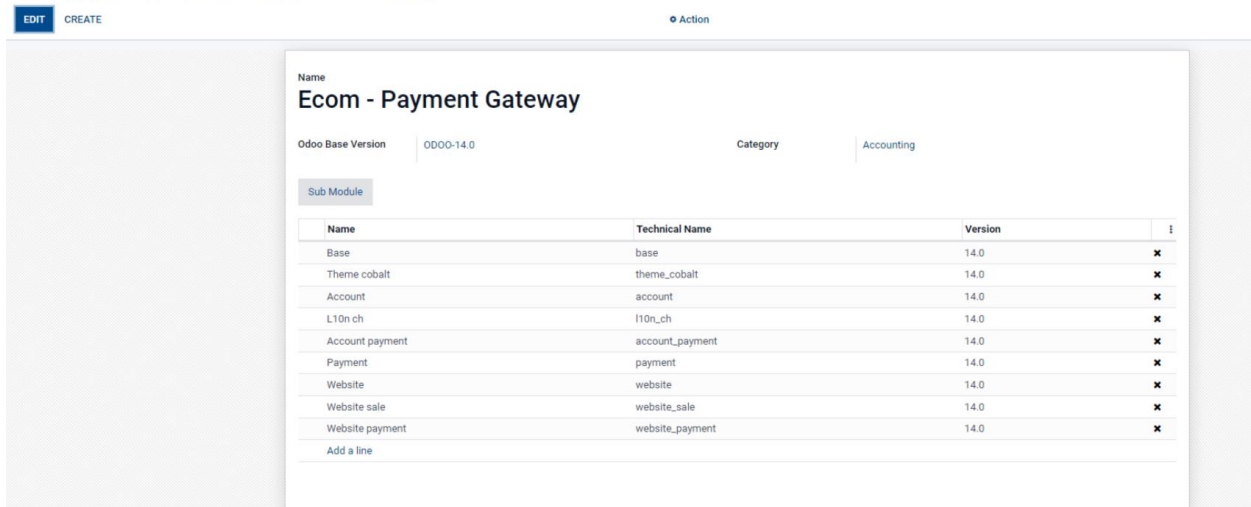
Odoo Base version Addons	
<a href="#">CREATE</a>	
▼ ODOO-12.0 (369)	
▶ /mnt/extra-addons/pits-odoo-extensions (9)	
▶ /mnt/extra-addons/odoo-wallee-extension (4)	
▶ Undefined (356)	
▼ ODOO-13.0 (417)	
▶ /mnt/extra-addons/odoo-wallee-extension (3)	
▶ /mnt/extra-addons/pits-odoo-extensions (13)	
▶ Undefined (401)	
▼ ODOO-14.0 (450)	
▶ /mnt/extra-addons/odoo-wallee-extension (3)	
▶ /mnt/extra-addons/pits-odoo-extensions (9)	
▶ Undefined (438)	
▼ ODOO-15.0 (497)	
▶ /mnt/extra-addons/odoo-wallee-extension (4)	
▶ /mnt/extra-addons/pits-odoo-extensions (8)	
▶ Undefined (485)	
▼ ODOO-16.0 (962)	
▶ /mnt/extra-addons/odoo-wallee-extension (4)	
▶ /mnt/extra-addons/pits-odoo-extensions (14)	
▶ /mnt/extra-addons/enterprise (421)	

Screenshot 6: Module Upload:



Screenshot 7: Build Template:

Build Template / Ecom - Payment Gateway:OD00-14.0:Accounting





## Screenshot 8: Build Base batch:

Build Base Batch / Payment Gateway Batch

[EDIT](#) [CREATE](#) Action

Name  
**Payment Gateway Batch**

User: Aswanth

Sub Module

Subdomain	Odoo Base Version...	odoo version...	Access Key...	Created on	Created by	Build Status...	
SAAS-BUILD-005	ODOO-14.0	14.0	A78-uWo-AKu	02/24/2023 15:59:...	Shalin Thomas	Ready	<a href="#">Remove Build</a> <a href="#">Rebuild Build</a> <a href="#">Start Tenet</a>
SAAS-BUILD-004	ODOO-15.0	15.0	7tr-cb8-zAA	02/24/2023 15:45:...	Aswanth	Ready	<a href="#">Remove Build</a> <a href="#">Rebuild Build</a> <a href="#">Start Tenet</a>
SAAS-BUILD-006	ODOO-16.0	16.0	deR-gun-MhJ	02/24/2023 16:16:...	Shalin Thomas	Ready	<a href="#">Remove Build</a> <a href="#">Rebuild Build</a> <a href="#">Start Tenet</a>
SAAS-BUILD-013	ODOO-13.0	13.0	BHF-RVN-sMI	02/28/2023 13:58:...	Shalin Thomas	Ready	<a href="#">Remove Build</a> <a href="#">Rebuild Build</a> <a href="#">Start Tenet</a>
SAAS-BUILD-020	ODOO-12.0	12.0	Nsw-rbP-qPN	02/28/2023 15:57:...	Shalin Thomas	Ready	<a href="#">Remove Build</a> <a href="#">Rebuild Build</a> <a href="#">Start Tenet</a>

[Add a line](#)

## Screenshot 9: Base Build:

Build Base

Odoo Base Version > Build Status > Tenet Status

Filters | Group By | Favorites

ODOO-12.0	ODOO-13.0	ODOO-14.0	ODOO-15.0	ODOO-16.0
<p><b>SAAS-BUILD-023</b> 12.0 yox-7il-BEH Created on: 03/31/2023 18:42:41 Last Edited: Aswanth Edited Date: 03/31/2023 18:42:41 PoS Payment Gateway</p> <p><a href="#">Remove Build</a> <a href="#">Rebuild Build</a> <a href="#">Start Tenet</a></p>	<p><b>SAAS-BUILD-019</b> 13.0 nk4-ahJ-DH6 Created on: 03/24/2023 10:59:51 Last Edited: Aswanth Edited Date: 03/24/2023 10:59:51 Mail Build</p> <p><a href="#">Remove Build</a> <a href="#">Rebuild Build</a> <a href="#">Start Tenet</a></p>	<p><b>SAAS-BUILD-018</b> 14.0 vFv-1LI-enY Created on: 03/24/2023 10:59:51 Last Edited: Aswanth Edited Date: 03/24/2023 10:59:51 Mail Build</p> <p><a href="#">Remove Build</a> <a href="#">Rebuild Build</a> <a href="#">Start Tenet</a></p>	<p><b>SAAS-BUILD-010</b> 15.0 JPF-iBr-s6K Created on: 04/06/2023 13:40:14 Last Edited: Aswanth Edited Date: 04/06/2023 13:40:14 Mail Build</p> <p><a href="#">Remove Build</a> <a href="#">Rebuild Build</a> <a href="#">Start Tenet</a></p>	<p><b>SAAS-BUILD-026</b> 16.0 ESs-PWF-039 Created on: 03/29/2023 10:50:17 Last Edited: Tom G Edited Date: 03/29/2023 10:50:17 Demo for Accounting and Inventory</p> <p><a href="#">Remove Build</a> <a href="#">Rebuild Build</a> <a href="#">Start Tenet</a></p>
<p><b>SAAS-BUILD-022</b> 12.0 2Ej-OJd-r06 Created on: 03/24/2023 10:59:51 Last Edited: Aswanth Edited Date: 03/24/2023 10:59:51 HR Build</p> <p><a href="#">Remove Build</a> <a href="#">Rebuild Build</a> <a href="#">Start Tenet</a></p>	<p><b>SAAS-BUILD-017</b> 13.0 dLV-MFH-74m Created on: 03/24/2023 10:59:51 Last Edited: Aswanth Edited Date: 03/24/2023 10:59:51 HR Build</p> <p><a href="#">Remove Build</a> <a href="#">Rebuild Build</a> <a href="#">Start Tenet</a></p>	<p><b>SAAS-BUILD-015</b> 14.0 2HF-ZV4-LF1 Created on: 03/24/2023 10:59:51 Last Edited: Aswanth Edited Date: 03/24/2023 10:59:51 HR Build</p> <p><a href="#">Remove Build</a> <a href="#">Rebuild Build</a> <a href="#">Start Tenet</a></p>	<p><b>SAAS-BUILD-009</b> 15.0 ICQ-sCb-HGM Created on: 03/24/2023 10:59:51 Last Edited: Aswanth Edited Date: 03/24/2023 10:59:51 HR Build</p> <p><a href="#">Remove Build</a> <a href="#">Rebuild Build</a> <a href="#">Start Tenet</a></p>	<p><b>SAAS-BUILD-025</b> 16.0 dUm-8gg-oba Created on: 03/29/2023 10:29:15 Last Edited: Tom G Edited Date: 03/29/2023 10:29:15 TEST FOR CRM</p> <p><a href="#">Remove Build</a> <a href="#">Rebuild Build</a> <a href="#">Start Tenet</a></p>
<p><b>SAAS-BUILD-021</b> 12.0 rEO-S0P-mCX Created on: 03/24/2023 10:59:51 Last Edited: Aswanth Edited Date: 03/24/2023 10:59:51 Mail Build</p> <p><a href="#">Remove Build</a> <a href="#">Rebuild Build</a> <a href="#">Start Tenet</a></p>	<p><b>SAAS-BUILD-016</b> 13.0 47q-SMI-hCX Created on: 03/24/2023 10:59:51 Last Edited: Aswanth Edited Date: 03/24/2023 10:59:51 PoS Payment Gateway</p> <p><a href="#">Remove Build</a> <a href="#">Rebuild Build</a> <a href="#">Start Tenet</a></p>	<p><b>SAAS-BUILD-014</b> 14.0 Cv7-zB0-brG Created on: 03/24/2023 10:59:51 Last Edited: Aswanth Edited Date: 03/24/2023 10:59:51 PoS Payment Gateway</p> <p><a href="#">Remove Build</a> <a href="#">Rebuild Build</a> <a href="#">Start Tenet</a></p>	<p><b>SAAS-BUILD-007</b> 15.0 bDp-cug-p0R Created on: 03/24/2023 10:59:51 Last Edited: Aswanth Edited Date: 03/24/2023 10:59:51 Pos Payment Gateway</p> <p><a href="#">Remove Build</a> <a href="#">Rebuild Build</a> <a href="#">Start Tenet</a></p>	<p><b>SAAS-BUILD-024</b> 16.0 Gvm-vaTpRt Created on: 03/29/2023 10:50:16 Last Edited: Tom G Edited Date: 03/29/2023 10:50:16 Ecommerce voice search</p> <p><a href="#">Remove Build</a> <a href="#">Rebuild Build</a> <a href="#">Start Tenet</a></p>
<p><b>SAAS-BUILD-020</b> 12.0 Nsw-rbP-qPN Created on: 03/24/2023 10:59:51</p>	<p><b>SAAS-BUILD-013</b> 13.0 BHF-RVN-sMI Created on: 03/24/2023 10:59:51</p>	<p><b>SAAS-BUILD-005</b> 14.0 A78-uWo-AKu Created on: 03/24/2023 10:59:51</p>	<p><b>SAAS-BUILD-004</b> 15.0 7tr-cb8-zAA Created on: 03/30/2023 15:48:21</p>	<p><b>SAAS-BUILD-012</b> 16.0 ZtE-49Z-MrI Created on: 03/24/2023 10:59:51</p>

Screenshot 10: Demo Instance:

Demo Build Odoo Version Search



[CREATE](#) Filters Group By Favorites

12.0	13.0	14.0	15.0	16.0
<p>SAAS-ERP-DEMO-035 12.0 03/09/2023 19:27:47</p> <p>SAAS-ERP-DEMO-033 12.0 03/09/2023 19:11:47</p> <p>SAAS-ERP-DEMO-032 12.0 03/09/2023 19:06:41</p> <p>SAAS-ERP-DEMO-031 12.0 03/09/2023 18:46:03</p> <p>SAAS-ERP-DEMO-028 12.0 03/09/2023 18:41:11</p> <p>SAAS-ERP-DEMO-027 12.0 03/09/2023 18:37:13</p> <p>SAAS-ERP-DEMO-026 12.0 03/09/2023 15:38:37</p>	<p>SAAS-ERP-DEMO-105 13.0 04/03/2023 16:21:17</p> <p>SAAS-ERP-DEMO-086 13.0 03/21/2023 04:15:47</p> <p>SAAS-ERP-DEMO-065 13.0 03/13/2023 15:39:18</p> <p>SAAS-ERP-DEMO-064 13.0 03/13/2023 15:35:14</p> <p>SAAS-ERP-DEMO-063 13.0 03/13/2023 15:32:39</p> <p>SAAS-ERP-DEMO-062 13.0 03/13/2023 15:26:14</p> <p>SAAS-ERP-DEMO-061 13.0 03/13/2023 15:23:27</p>	<p>SAAS-ERP-DEMO-088 14.0 03/23/2023 12:30:26</p>	<p>SAAS-ERP-DEMO-103 15.0 03/31/2023 23:49:24</p> <p>SAAS-ERP-DEMO-102 15.0 03/31/2023 23:05:00</p> <p>SAAS-ERP-DEMO-100 15.0 03/31/2023 17:14:50</p> <p>SAAS-ERP-DEMO-099 15.0 03/31/2023 17:11:12</p> <p>SAAS-ERP-DEMO-092 15.0 03/26/2023 01:26:23</p> <p>SAAS-ERP-DEMO-090 15.0 03/24/2023 16:53:33</p> <p>SAAS-ERP-DEMO-089 15.0 03/24/2023 10:37:36</p>	<p>SAAS-ERP-DEMO-110 16.0 04/06/2023 15:03:03</p> <p>SAAS-ERP-DEMO-109 16.0 04/06/2023 14:58:29</p> <p>SAAS-ERP-DEMO-108 16.0 04/06/2023 14:57:34</p> <p>SAAS-ERP-DEMO-107 16.0 04/06/2023 10:31:12</p> <p>SAAS-ERP-DEMO-106 16.0 04/05/2023 12:43:52</p> <p>SAAS-ERP-DEMO-104 16.0 04/02/2023 09:04:38</p>

Screenshot 11: SaaS Build:

[EDIT](#) Action

[Remove Build](#) [Rebuild Build](#) [Start Tenet](#)

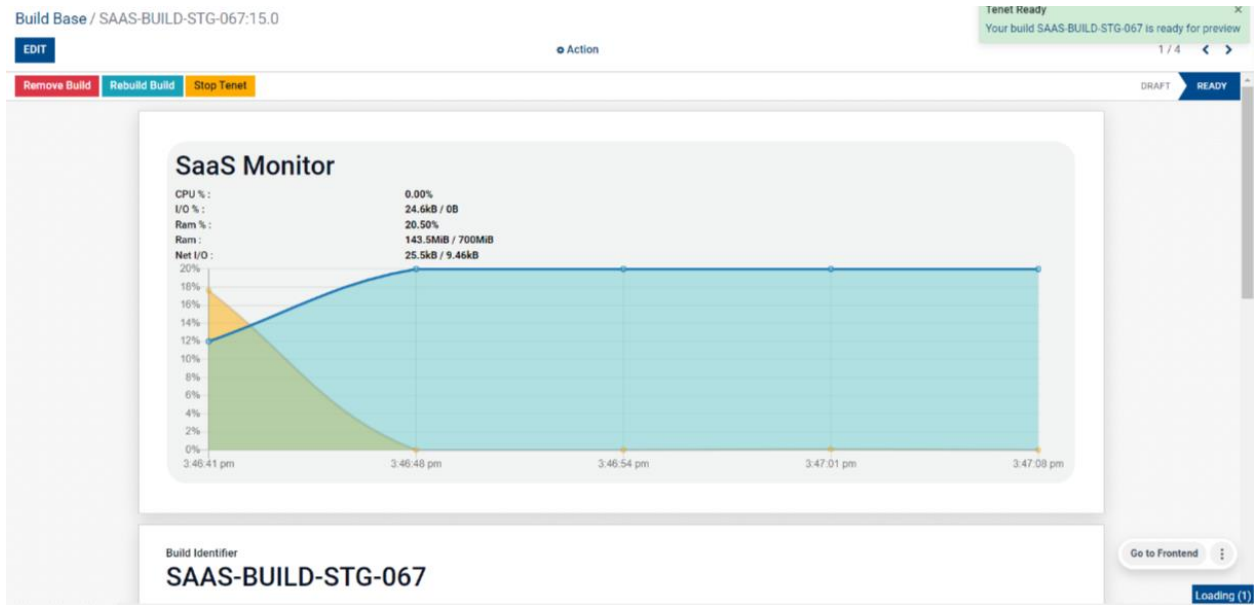



**Build Identifier**  
**SAAS-BUILD-STG-067**

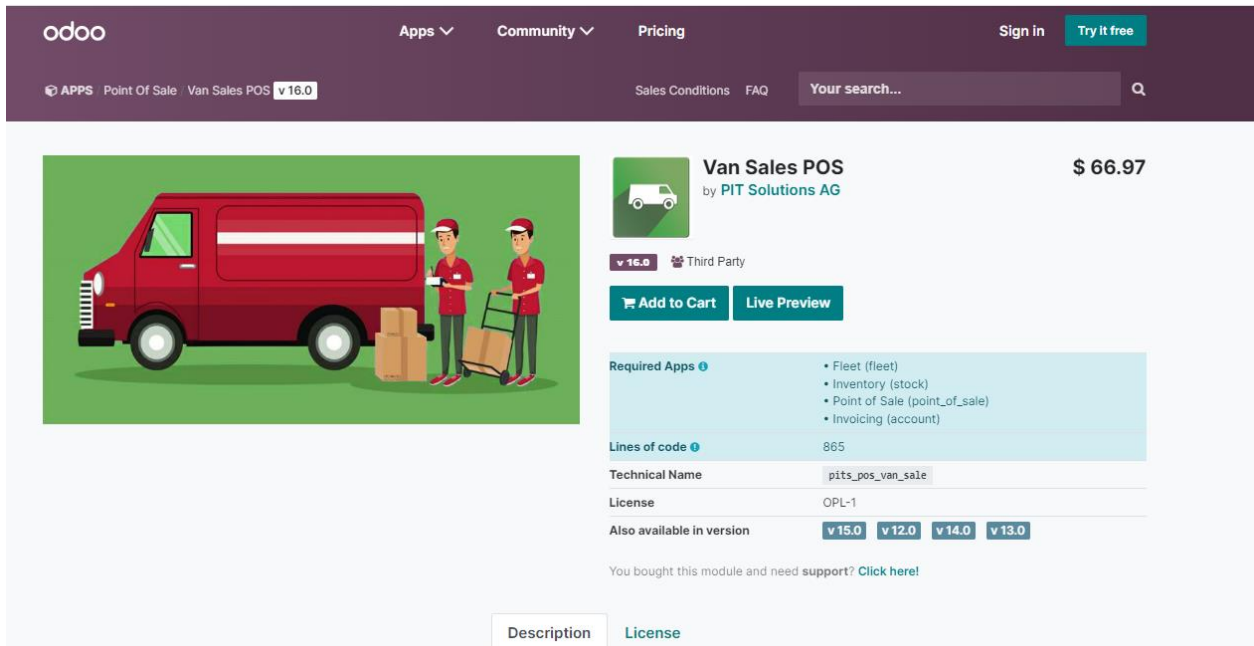
<b>Tenet Configurations</b>		<b>odoo version</b>	15.0	<b>SSL required</b>	<input checked="" type="checkbox"/>
Memory	700M	<b>Odoo Base Version</b>	0000-15.0	<b>Sql Expiration Date</b>	07/04/2023 14:13:35
Cpus	0.25	<b>Build Template</b>		<b>Build Description</b>	gf
Shared Memory	120M	<b>Access Key</b>	eQ4-tM5-8jm		
Swap Memory	1G	<b>Tenet File Path</b>			
Reserve Memory	400M	<b>odoo config path</b>	/home/saas/erp_saas/odoo_tenet		
Max Workers	2	<b>Odoo Webdata</b>	/home/saas/erp_saas/web_data_files		
Server Port	30264	<b>postgres path</b>	/home/saas/erp_saas/pg_data		
Long Polling Port	30364	<b>Nginx path</b>	/etc/nginx/sites-available		
Db Port	5438	<b>Custom addons path</b>	/home/saas/erp_saas/extra_addons_stg/0000-15.0		

[Sub Module](#) [Addons Directory](#) [Setup Url](#) [Demo instance](#)

Screenshot 12: Instance Monitor:



Screenshot 13: Odoo App Store Live Preview:




odoo

Apps Community Pricing Sign In Try it free

APPS Point Of Sale Van Sales POS v 16.0

Sales Conditions FAQ Your search...



**Van Sales POS** \$ 66.97

by PIT Solutions AG

v 16.0 Third Party

Add to Cart Live Preview

**Required Apps**

- Fleet (fleet)
- Inventory (stock)
- Point of Sale (point\_of\_sale)
- Invoicing (account)

**Lines of code** 865

**Technical Name** pits\_pos\_van\_sale

**License** OPL-1

**Also available in version** v 15.0 v 12.0 v 14.0 v 13.0

You bought this module and need support? [Click here!](#)

Description License

Screenshot 14: Live Preview Url:

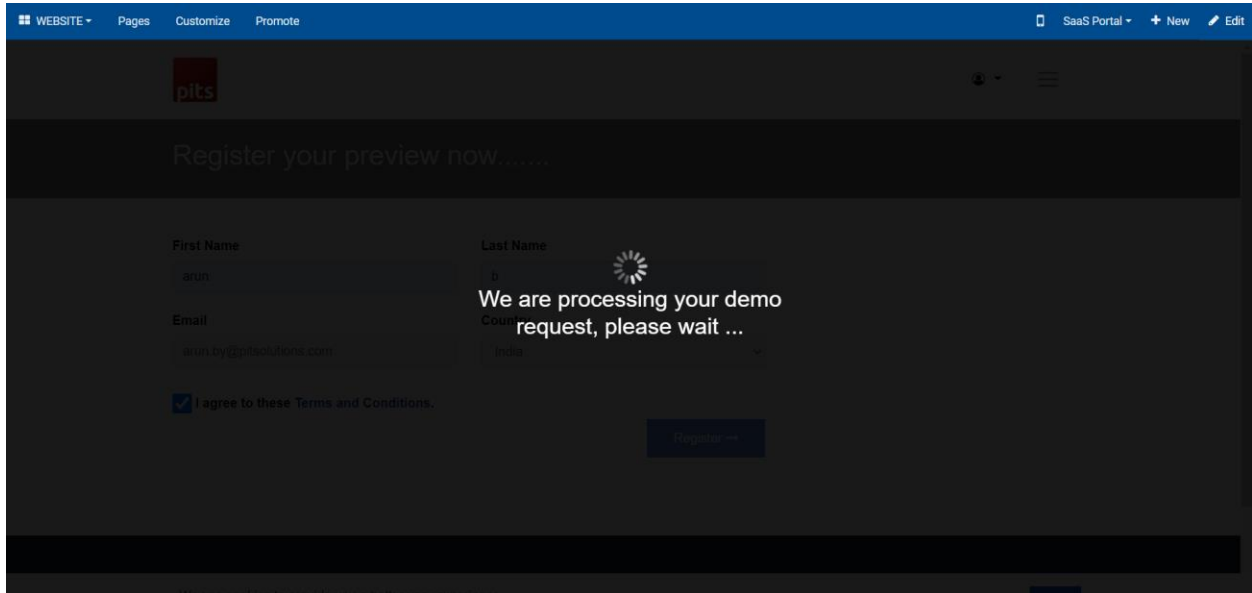
The screenshot shows a management interface for SaaS builds. At the top, there's a navigation bar with 'SaaS', 'SaaS Leads', 'SaaS Demo', and 'Configs'. Below it, the page title is 'Build Base Batch / PoS/Payment Gateway Batch'. There are buttons for 'EDIT', 'CREATE', and 'Action'. The main content area shows a form for 'Name' (PoS/Payment Gateway Batch) and 'User' (https://saas.dev.displayme.net/demo-register/?technical\_name=pits\_pos\_van\_sale&version=16.0&access\_key=oRH-NU-mJs). Below this is a table of builds.

Subdomain	Odoo Base Version...	odoo version	Access Key	Created on	Created by	Build Status...			
SAAS-BUILD-007	ODOO-15.0	15.0	bDp-cug-pDR	02/28/2023 10:10:...	Shalin Thomas	Ready	Remove Build	Rebuild Build	Start Tenet
SAAS-BUILD-008	ODOO-16.0	16.0	<b>oRH-NU-mJs</b>	02/28/2023 10:26:...	Shalin Thomas	Ready	Remove Build	Rebuild Build	Start Tenet
SAAS-BUILD-014	ODOO-14.0	14.0	Cv7-z8O-bRG	02/28/2023 14:19:...	Shalin Thomas	Ready	Remove Build	Rebuild Build	Start Tenet
SAAS-BUILD-016	ODOO-13.0	13.0	47q-SMI-hCX	02/28/2023 14:35:...	Shalin Thomas	Ready	Remove Build	Rebuild Build	Start Tenet
SAAS-BUILD-023	ODOO-12.0	12.0	yox-7iI-BEh	02/28/2023 16:06:...	Shalin Thomas	Ready	Remove Build	Rebuild Build	Start Tenet

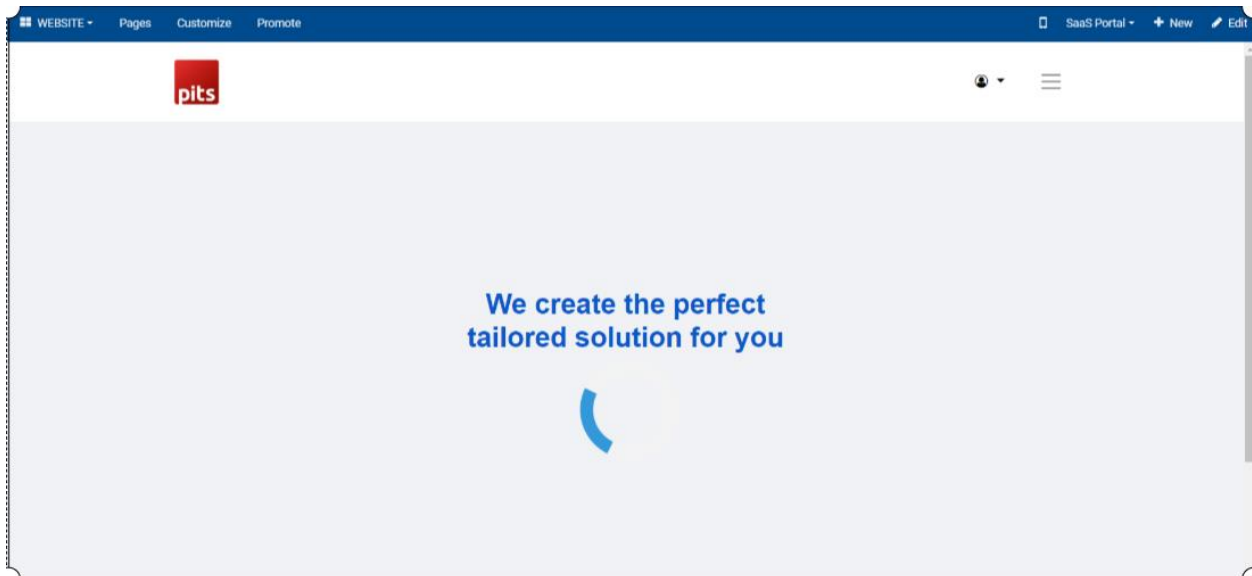
Screenshot 15: Registration for live preview:

The screenshot shows a registration form on a website. The header includes 'WEBSITE', 'Pages', 'Customize', 'Promote', 'SaaS Portal', '+ New', and 'Edit'. The main heading is 'Register your preview now.....'. The form has fields for 'First Name', 'Last Name', 'Email', and 'Country'. There is a checkbox for 'I agree to these Terms and Conditions.' and a 'Register' button. At the bottom, there is a cookie policy notice and an 'I agree' button.

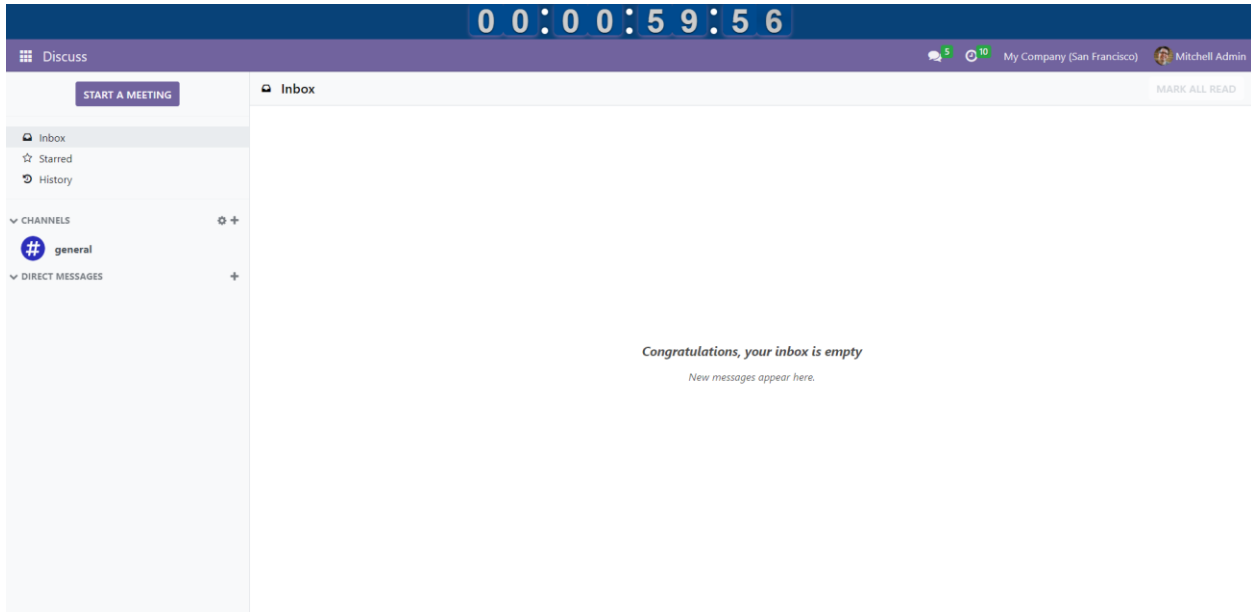
Screenshot 16: Demo processing:



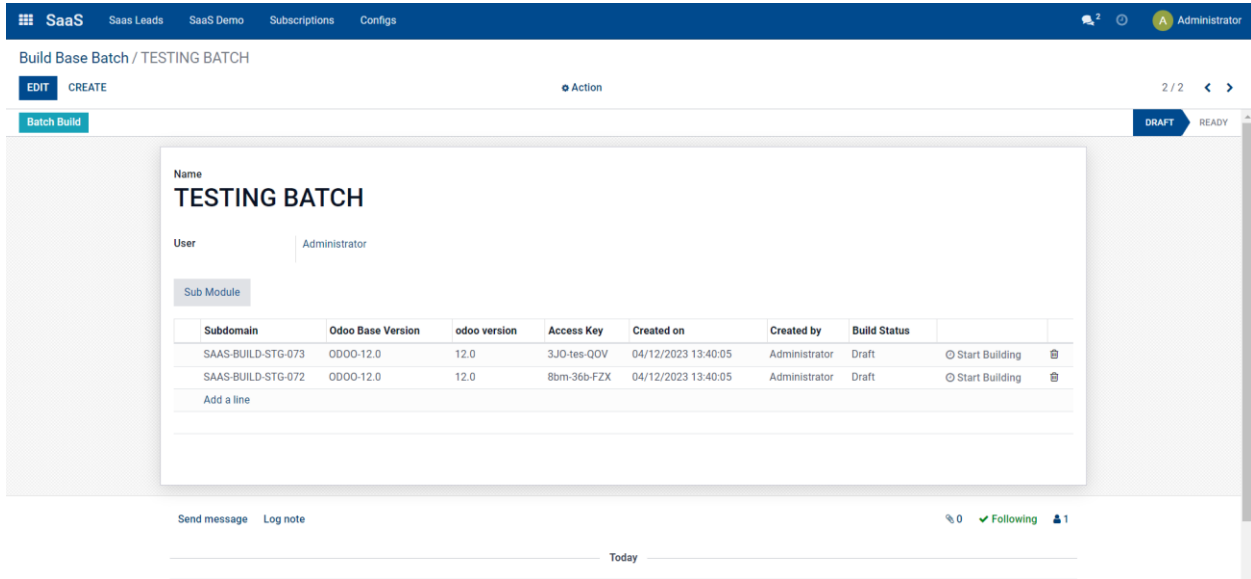
Screenshot 17: Demo Creation:



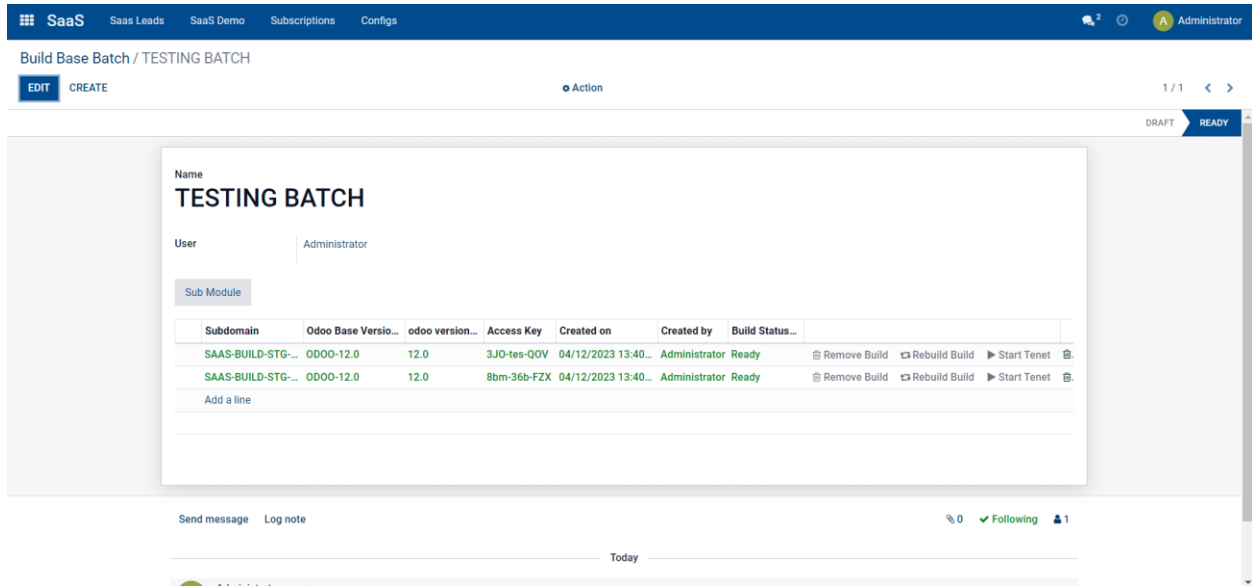
Screenshot 18: Demo Created:



Screenshot 19: Build Batch Creation:



Screenshot 20: After Build Batch Creation:



The screenshot displays the 'Build Base Batch / TESTING BATCH' configuration page. The interface includes a top navigation bar with 'SaaS', 'SaaS Leads', 'SaaS Demo', 'Subscriptions', and 'Configs'. The user is logged in as 'Administrator'. The page title is 'Build Base Batch / TESTING BATCH' with 'EDIT' and 'CREATE' buttons. A 'Sub Module' dropdown is set to 'Sub Module'. The main content area shows a form for 'TESTING BATCH' with the following fields:

- Name: TESTING BATCH
- User: Administrator

Below the form is a table with the following data:

Subdomain	Odoo Base Versio...	odoo version...	Access Key	Created on	Created by	Build Status...	
SAAS-BUILD-STG-...	ODOO-12.0	12.0	3JO-tes-QOV	04/12/2023 13:40...	Administrator	Ready	Remove Build Rebuild Build Start Tenet
SAAS-BUILD-STG-...	ODOO-12.0	12.0	8bm-36b-FZX	04/12/2023 13:40...	Administrator	Ready	Remove Build Rebuild Build Start Tenet

At the bottom of the page, there are options for 'Send message', 'Log note', and a notification for 'Following' (1).

Screenshot 21: Demo Build Creation:

**SaaS** SaaS Leads SaaS Demo Subscriptions Configs Administrator

Demo Build / New

SAVE DISCARD

CREATE TENET

DRAFT BUILDING READY

**General Information**

Status: Draft

Build: SAAS-BUILD-STG-073:12.0

odoo version: 12.0

Dependency Module: Mail

**Tenet Files Path**

odoo config path: /home/saas/erp\_saas/odoo\_tenet

Odoo Webdata: /home/saas/erp\_saas/web\_data\_files

postgres path: /home/saas/erp\_saas/psg\_data

Nginx path: /etc/nginx/sites-available

Custom addons path:

**Tenet Configurations**

Cpus: 0.20

Workers: 2

Total Memory for container (in GiB): 700M

Db Port: 5438

Shared Memory: 120M

Swap Memory: 1G

Reserved Memory: 400M

Send message Log note Schedule activity

Today

Administrator  
Creating a new record...



Screenshot 21: After Demo Build creation:

SaaS SaaS Leads SaaS Demo Subscriptions Configs
Administrator

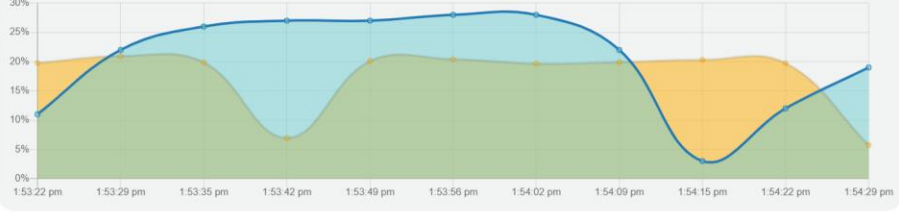
Demo Build / SAAS-ERP-DEMO-STG-031

EDIT CREATE Action 1 / 1

DRAFT BUILDING READY

### SaaS Monitor

CPU % : 5.74%  
 I/O % : 0B / 0B  
 Ram % : 19.16%  
 Ram : 134.1MiB / 700MiB  
 Net I/O : 11.7kB / 8.14kB



Building your demo instance in progress... We will notify you when your instance is ready

### SAAS-ERP-DEMO-STG-031

**General Information**

Status	building	<b>Tenet Files Path</b>	
Subdomain	SAAS-ERP-DEMO-STG-031	odoo config path	/home/saas/erp_saas/odoo_tenet
Access Uri	<a href="#">https://saas-erp-demo-stg-031.pits.com</a>	Odoo Webdata	/home/saas/erp_saas/web_data_files
Build	SAAS-BUILD-STG-073:12.0	postgres path	/home/saas/erp_saas/psg_data
odoo version	12.0	Nginx path	/etc/nginx/sites-available
Dependency Module	Mail	Custom addons path	/home/saas/erp_saas/extra_addons_stg
Start Date	04/12/2023 13:53:15		

**Tenet Configurations**

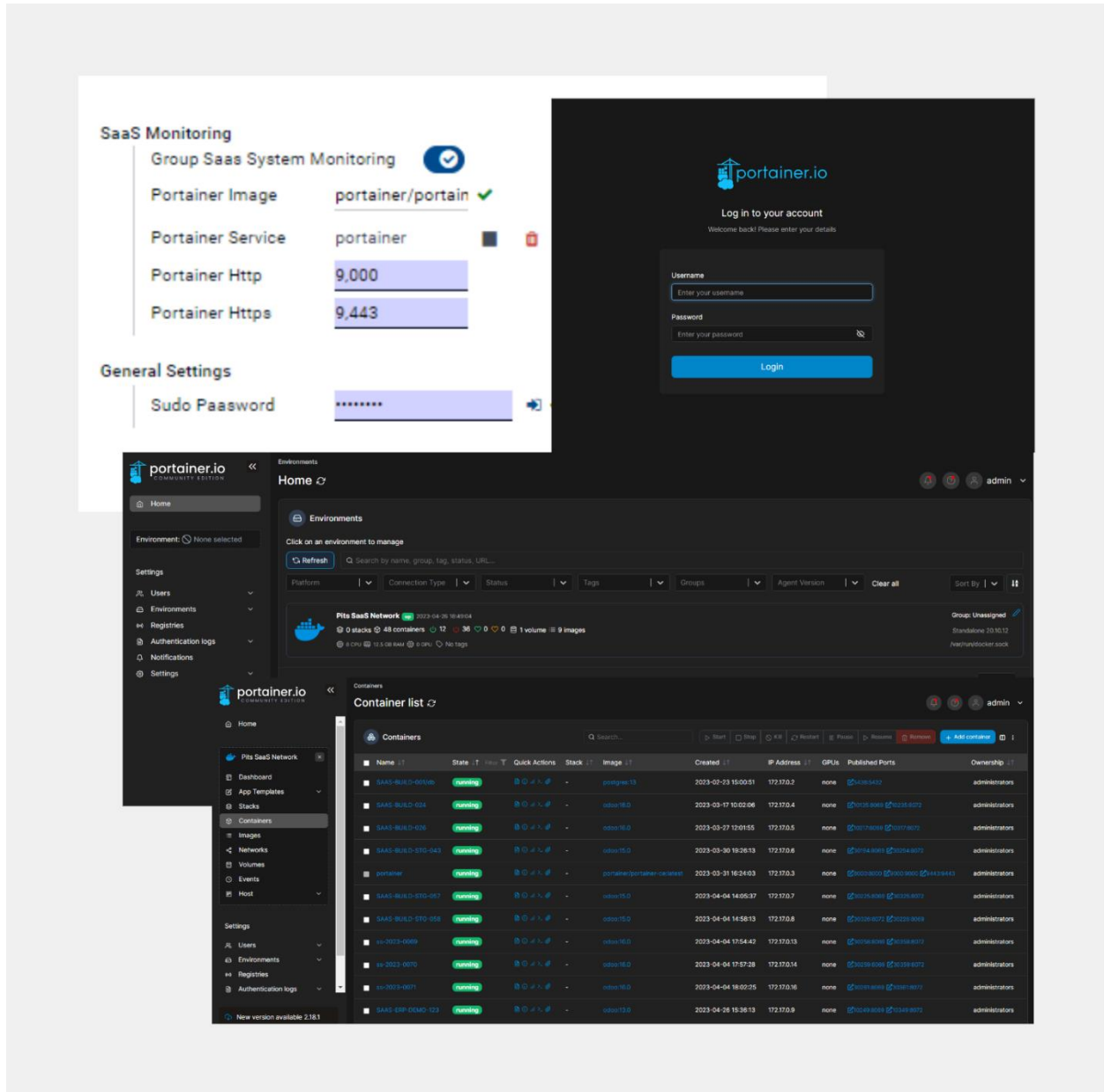
Cpus	0.20	<b>Workers</b>	2
Total Memory for container (in GiB)	700M	Server Port	30273
Shared Memory	120M	Long Polling Port	30373
Swap Memory	1G	Db Port	5438
Reserved Memory	400M		

[Send message](#)
[Log note](#)
[Schedule activity](#)
0 Following 1

Today

A Administrator - a minute ago  
 SaaS based demo base created

Screenshot 23: Portainer:



## 1. 1.3 Brief description

The SAAS Demo Plugin can help any app owner provide instant demo access to their prospects by deploying a demo instance in a dockerized container using domain masking and providing a 1-hour (or more) demo instance for live preview.

The demo can be accessed only after the user enters the basic details like name, email address, etc, hence this gives the app owner user information that can be used for marketing and sales purposes.

### 1.3.1 Initial step-by-step description

1. Step 1 -Install the module pits\_saas\_demo\_configurator.
2. Step 2 – Go to General settings and configure the SaaS Configurations.
3. step 3 – Create Odoo Base Version and select the button Create Custom addons folder. Then follow the procedures mentioned in *Screenshot 4: Specific Odoo Version*
4. Step 4 – Create Build Template and add submodules associated with the template in Sub Module tab.
5. Step 5 – Create Base Build Batch and also create Base Build in Sub Module tab.
  - 5.1. The submodules tab in Base Build will auto populated by selecting the Build Template.
  - 5.2. By selecting the Addons Directory in Base Build will generate Setup URL for all the addons.
6. Step 6 – Create Demo Build and by selecting Start Tenet, a demo instance will generate. So that user can access an instance with the submodules installed in it.
7. Step 7 -The instance activity can be monitored in the Saas Monitor in Demo Build.

## 1. 1.4 Technical Requirements / Compatible With:

Technical Requirements: Odoo website, CRM, SaaS Base Module.

Compatible with ODOO version 15.