



Pits Backend Indexer Manual

Product specification

PITS Backend Indexer is a Magento 2 extension developed by PIT solutions which enables admin users to update individual or all indexes manually from the admin panel easily instead of using command line user-interface (CLI). By default, Magento 2 provides command-line re-indexing functionality only which can be hard for the admin users who are not so familiar with the command prompt.

Features

- PITS Backend Indexer provides a Graphical User Interface (GUI) to re-index the indexes easily from the admin panel of the website.
- The extension allows individual and mass indexing of the database.
- Supports access control for admin users.

Prerequisites

Magento Community 2.3.x, 2.4.x

Installation

To install Backend Indexer module, follow the steps below.

Step 1: Download Backend Indexer module.

Step 2: Access your web server directories and unzip and upload the content of the zip file to `app/code/Pits/Indexer/` directory.

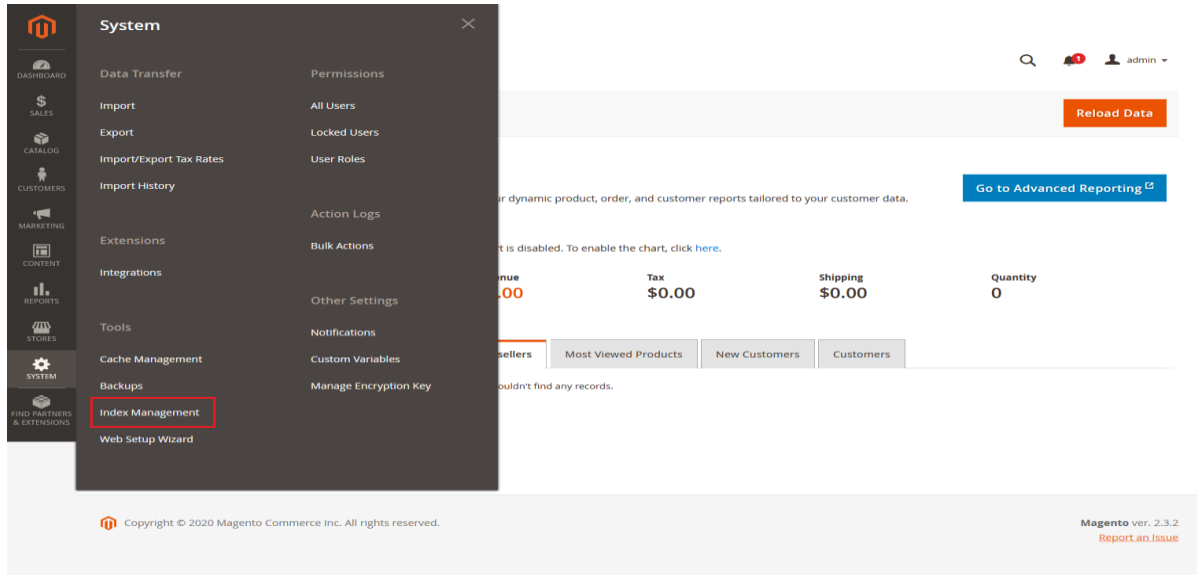
Step 3: Run the following commands to complete the installation.

1. Enable the module - `php bin/magento module:enable`
2. Update of the database - `php bin/magento setup:upgrade`
3. Generate and pre-compile classes - `php bin/magento setup:di:compile`
4. Deploy static files - `php bin/magento setup:static-content:deploy`



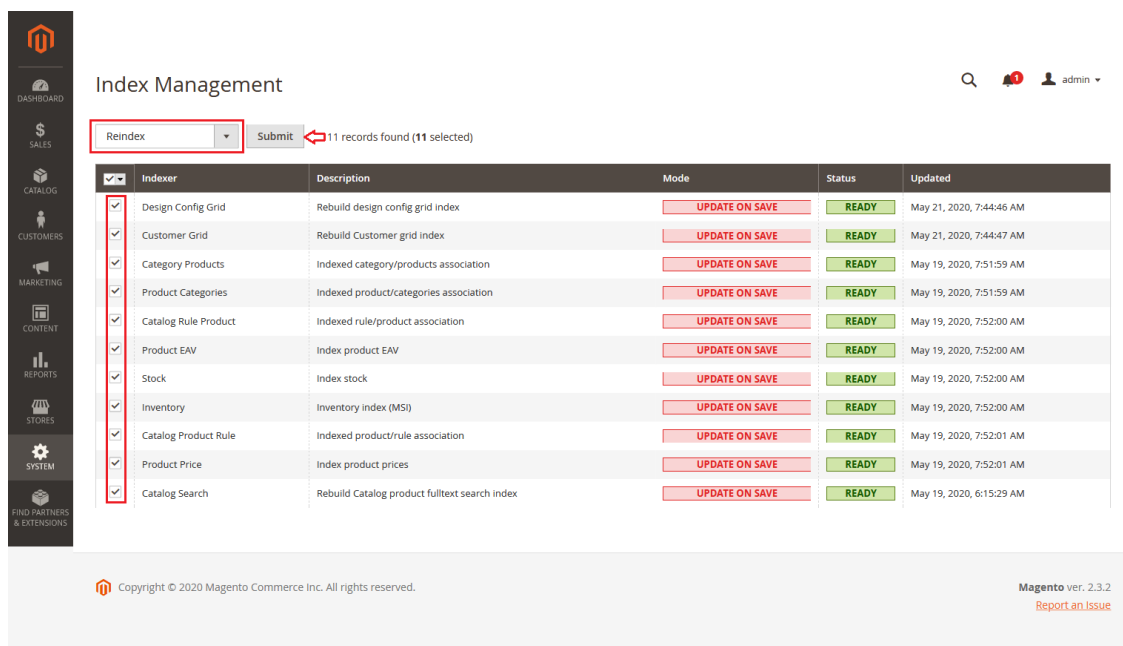
Screenshots / Video

From the admin backend, go to **System > Index Management**



Reindex some indexers

- Click to select the indexers you need to reindex.
- Select **Reindex**
- Click **Submit**





Index Management

11 Indexer(s) are reindexed.

Actions 11 records found

<input type="checkbox"/>	Indexer	Description	Mode	Status	Updated
<input type="checkbox"/>	Design Config Grid	Rebuild design config grid index	UPDATE ON SAVE	READY	May 21, 2020, 7:44:46 AM
<input type="checkbox"/>	Customer Grid	Rebuild Customer grid index	UPDATE ON SAVE	READY	May 21, 2020, 7:44:47 AM
<input type="checkbox"/>	Category Products	Indexed category/products association	UPDATE ON SAVE	READY	May 19, 2020, 7:51:59 AM
<input type="checkbox"/>	Product Categories	Indexed product/categories association	UPDATE ON SAVE	READY	May 19, 2020, 7:51:59 AM
<input type="checkbox"/>	Catalog Rule Product	Indexed rule/product association	UPDATE ON SAVE	READY	May 19, 2020, 7:52:00 AM
<input type="checkbox"/>	Product EAV	Index product EAV	UPDATE ON SAVE	READY	May 19, 2020, 7:52:00 AM
<input type="checkbox"/>	Stock	Index stock	UPDATE ON SAVE	READY	May 19, 2020, 7:52:00 AM
<input type="checkbox"/>	Inventory	Inventory index (MSI)	UPDATE ON SAVE	READY	May 19, 2020, 7:52:00 AM
<input type="checkbox"/>	Catalog Product Rule	Indexed product/rule association	UPDATE ON SAVE	READY	May 19, 2020, 7:52:01 AM
<input type="checkbox"/>	Product Price	Index product prices	UPDATE ON SAVE	READY	May 19, 2020, 7:52:01 AM
<input type="checkbox"/>	Catalog Search	Rebuild Catalog product fulltext search index	UPDATE ON SAVE	READY	May 19, 2020, 6:15:29 AM

Copyright © 2020 Magento Commerce Inc. All rights reserved. Magento ver. 2.3.2 [Report an Issue](#)

Manage User Roles

Step 1 : Go to Admin > System > User Roles

System

- Data Transfer
- Import
- Export
- Import/Export Tax Rates
- Import History
- Extensions
- Integrations
- Tools
- Cache Management
- Backups
- Index Management
- Web Setup Wizard

- Permissions
- All Users
- Locked Users
- User Roles**
- Action Logs
- Bulk Actions
- Other Settings
- Notifications
- Custom Variables
- Manage Encryption Key

Reload Data

Go to Advanced Reporting

Revenue	Tax	Shipping	Quantity
\$0.00	\$0.00	\$0.00	0

Most Viewed Products | New Customers | Customers

Copyright © 2020 Magento Commerce Inc. All rights reserved. Magento ver. 2.3.2 [Report an Issue](#)



Step 2: Add a new role resource.

Fill in the role information section.

New Role

ROLE INFORMATION

Role Info

Role Resources

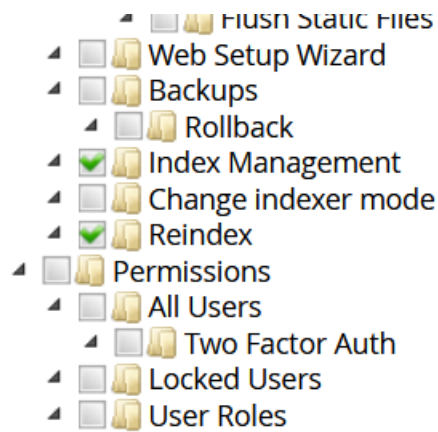
Role Information

Role Name * admin

Current User Identity Verification

Your Password * *****

Select Index Management and Reindex roles at Role Resources section, then click on Save Role.



Step 3: Set role users for admin accounts, then click on **Save Role** to finish.

Supported Languages

English and other Magento supported language packs.



Change Log / Release Notes

Version: 1.0.5: March 22,2023

- Compatible with Open Source (CE): 2.4.6

Version: 1.0.4: October 20,2022

- Compatible with Open Source (CE): 2.4.5

Version: 1.0.3: June 27,2022

- Compatible with Open Source (CE): 2.4.4

Version: 1.0.2: January 13, 2022

- Compatible with Open Source (CE): 2.4.3
- Updated copyright information

Version: 1.0.1: January 19, 2021

- Compatible with Open Source (CE): 2.4.x.

Version: 1.0.0: May 21, 2020

- Compatible with Open Source (CE): 2.0.x, 2.1.x, 2.2.x, 2.3.x
- Stability: Stable Build
- GUI to re-index the indexes.
- Access control for admin users.

Support

If you have questions use our contact form in webshopextension.com.